


HOTEL FLAMINGO

ALEX MILWAY



Piccadilly
PRESS

@alexmilway | alexmilway.com



HOTEL FLAMINGO


ALEX MILWAY



81

Piccadilly
PRESS

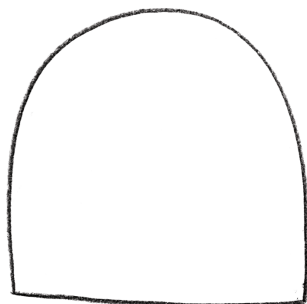
@alexmilway | alexmilway.com




HOTEL FLAMINGO

ALEX MILWAY


1) Start by drawing T. Bear's body, which is the shape of a lollipop!



2) Next, add his head. This looks like a wide fried egg!



3) Add his ears, hat and legs!



4) Draw on his arms and jacket. Don't forget his name badge!




5) Draw on his eyes, eyebrows and nose - and the blush on his cheeks - and you have T. Bear!



HOTEL FLAMINGO

ALEX MILWAY



Piccadilly
PRESS

@alexmilway | alexmilway.com

